

Stylish headsets, backed by great technology

## Plantronics Discovery™ 665 featuring AudioIQ®



Exclusive to Plantronics **AudioIQ**  
calls made clear

### AudioIQ: the smartest way to hear and to be heard.

AudioIQ is a new Digital Signal Processing (DSP) technology that is exclusive to Plantronics building on Plantronics' history of innovation and technology leadership.

#### What does it do when you are talking?

AudioIQ reduces background noise by up to 8dB, so that the person you are talking to can hear you more clearly. (Our competitors can only reduce noise by 3dB to 5dB).

#### What does it do when you are listening?

AudioIQ adapts the volume of what you are hearing according to the 'sound-environment' you are in. So, if it's noisy, it increases the volume. If it's quiet it sets the volume accordingly. AudioIQ also improves call-quality by cleaning up degraded far-end call quality.

#### The best way to explain it:

If you listen to music in your car, you'll know that you have to constantly adjust the volume, because the background noise depends on how fast you are driving. AudioIQ makes the adjustment automatically therefore ideal for a mobile professional on an important call.

If the noise around you is louder, you need a bit more volume when you are listening. But you also need the noise eliminated when you are talking – and Plantronics headsets featuring AudioIQ do this 100% more efficiently than our competitors.

To experience AudioIQ go to [www.plantronics.com/AudioIQ](http://www.plantronics.com/AudioIQ)



### Bluetooth® (all products featured in this leaflet are Bluetooth enabled)

Bluetooth wireless technology is a short-range communications technology intended to replace the cables connecting portable and/or fixed devices while maintaining high levels of security. The key features of Bluetooth technology are robustness, low power, and low cost.

### AcuSpeak™ (Pulsar 260)

Headsets featuring AcuSpeak technology are ideal for people who work in noisy environments, because the intelligent microphone selects only the human voice, cutting other sounds out of your transmission.

### Audio Line Out (Pulsar 260)

Stream music from your Bluetooth stereo phone to your powered speakers for public listening.

### Multipoint

(Discovery 650, Voyager 510, Voyager 510 USB, Pulsar 590A & 590E, Pulsar 260) Most wireless devices use point-to-point, which means they can only be connected to one device at a time – for example a mobile phone and a Bluetooth headset might be connected through point-to-point. Or a PDA device might be paired with a computer.

When a headset has multipoint capability it can receive information from more than one device at the same time. So, for example – with the Plantronics Voyager™ 510 USB you can answer and make calls from either your PC Softphone or your mobile handset (Mobile device must be Bluetooth enabled).

### Noise-cancelling microphones (Voyager 510 and Voyager 510 USB)

Plantronics' noise-cancelling microphones reduce the background noise and so enhance the accuracy of the sounds being transmitted. They are ideal for noisy environments.

### Sidetone (Discovery 665)

Sidetone technology gives natural feedback so that what you hear is exactly the same as what the person you are calling hears – this is especially valuable if there is background noise, as it acts as a warning that the person you are calling may not be able to hear you clearly.

### WindSmart® (Voyager 510 and Voyager 510 USB)

Plantronics' patent-pending WindSmart technology uses a specially designed material over the microphone to diffuse wind noise, so that even in windy environments – such as the car or the street – users can enjoy crisp, clear conversations.

[www.plantronics.com](http://www.plantronics.com)

**GB** Plantronics Ltd  
Wootton Bassett, UK  
Tel: 0800 410014

Plantronics Ireland  
Citywest Business Campus  
Dublin 24  
Office: +353 (0)1 4693725  
Service ROI: 1800 551 896

**AR** لمزيد من المعلومات:  
[www.plantronics.com](http://www.plantronics.com)

**DE** Plantronics GmbH  
Hurth, Deutschland  
Tel: 0800 9323 400  
Österreich: 0800 242 500  
Schweiz: 0800 932 340

**DK** Danmark  
Tel: 8088 4610

**EL** Για περισσότερες πληροφορίες:  
[www.plantronics.com](http://www.plantronics.com)

**ES** Plantronics Iberia, S.L.  
Madrid, Espana  
Tel: 902 41 51 91

**FI** Finland  
Tel: 0800117095

**FR** Plantronics Sarl  
Noisy-le-Grand  
France

**N° Indigo 0 825 0 825 99**

**HU** További információk:  
[www.plantronics.com](http://www.plantronics.com)

**IT** Plantronics Acoustics Italia  
Srl Milano, Italia  
Numero Verde: 0800 950934

**iw** למידע נוסף, בקר באתר:  
[www.plantronics.com](http://www.plantronics.com)

**NL** Plantronics B.V.  
Hoofddorp, Nederland  
Tel: (0)0800 Plantronics  
0800 7526876 (NL)  
00800 75268766 (BE/LUX)

**NO** Norge  
Tel: 80011336

**PL** Aby uzyskać więcej informacji:  
[www.plantronics.com](http://www.plantronics.com)

**PT** Portugal  
Tel: 0800 84 45 17

**RO** Pentru informații  
suplimentare:  
[www.plantronics.com](http://www.plantronics.com)

**RU** Дополнительная информация:  
[www.plantronics.com](http://www.plantronics.com)

**SV** Sverige:  
02002 14681

**TR** Daha fazla bilgi için:  
[www.plantronics.com](http://www.plantronics.com)

**US** Plantronics Inc  
345 Encinal Street  
Santa Cruz,  
CA 95060 USA  
Tel: (800) 544 4660



find your space



Quick Sales Guide  
**Bluetooth®** Headset Portfolio  
Spring / Summer 2007

# Bluetooth Headset Range

	Mobile Consumer – Ultimate Comfort			Mobile Professional – Style and Design			Mobile Professional – Flexibility		Stereo Music and Telephony		
	Explorer 220	Explorer 340	Explorer 350	Discovery 610	Discovery 650	Discovery 665	Voyager 510	Voyager 510 USB	Pulsar® 590A	Pulsar® 590E	Pulsar® 260
<b>Target Customer</b>	First time buyer seeking a comfortable, reliable and affordable headset	First time buyer seeking headset styled for comfort	For the professional driver who needs to stay connected in the car	Style conscious mobile professional seeking a headset to stay connected at an affordable price	Style conscious mobile professional who needs one headset for multiple devices	Style conscious professional who needs the ultimate audio performance from their headset	Mobile professional who needs one headset for multiple communication devices	Mobile professional who needs a headset for both mobile and PC communication	Music lovers needing the latest communication and entertainment technology	Music lovers that use their mobile phone as an MP3 player	Music lovers seeking a discreet MP3 headset for their mobile phone
<b>Sell it in one line</b>	Excellent comfort and ease of use at an entry level price	Class leading headset delivers all day comfort and talk time	Value for money solutions for in-car use (where permitted by law)	Stylish, award winning design at an affordable price	Stylish headset for multiple Bluetooth devices	Features exclusive AudioIQ™ technology for ultimate audio performance	One headset that covers all of your mobile needs	Plug and play simplicity – Offers seamless sharing between a mobile phone and PC	Listen to music, take calls on your mobile	Enjoy wireless stereo music and never miss a call	The ultimate discreet headset for the multimedia generation
<b>Features &amp; Benefits</b>	<ul style="list-style-type: none"> <li>QuickPair™ and simple user interface makes this an ideal first headset</li> <li>Great battery life – requires few charges</li> <li>Simple and intuitive control for the easiest of use</li> <li>Provides visual information on battery charge and missed calls</li> </ul>	<ul style="list-style-type: none"> <li>Angular, sleek design</li> <li>Simple and intuitive control for the easiest of use</li> <li>Great battery life – requires few charges</li> <li>Simple and intuitive control for the easiest of use</li> <li>Provides visual information on battery charge and missed calls</li> </ul>	<ul style="list-style-type: none"> <li>This headset has the same features as the 330 and 340, but it also comes with a handy car kit to stow and charge your headset</li> </ul>	<ul style="list-style-type: none"> <li>Award winning design appeals to the style conscious user</li> <li>Provides visual information on incoming calls, battery charge level and also informs you of missed calls</li> </ul>	<ul style="list-style-type: none"> <li>Superb comfort and stability in use</li> <li>Multipoint connectivity which allows the user to have 2 active audio devices connected at any one time</li> <li>Automatically answers the call when the headset is removed from the charging pocket</li> <li>Provides visual information on incoming calls, battery charge level and also informs you of missed calls</li> </ul>	<ul style="list-style-type: none"> <li>AudioIQ™ automatically adjusts noise levels depending on the environment to ensure optimum call clarity</li> <li>Multiple Charging Options</li> <li>Provides visual information on incoming calls and missed calls and battery charge level</li> <li>Automatically answers the call when the headset is removed from the charging pocket</li> </ul>	<ul style="list-style-type: none"> <li>Noise-cancelling microphone and WindSmart™ technology for clear transmission</li> <li>Multipoint connectivity which allows the user to have 2 active Bluetooth audio devices connected at any one time</li> <li>Simple and intuitive controls</li> <li>Choice for user - changeable ear tips</li> <li>Multiple charging options - in-car charger and AC charger</li> </ul>	<ul style="list-style-type: none"> <li>Plug and play USB adapter - no drivers to install</li> <li>Noise-cancelling microphone and WindSmart™ technology for clear transmission</li> <li>Plug the USB adapter into your PC or laptop and use it for VoIP calls</li> <li>Works with most popular Softphones</li> <li>Choice for user - changeable ear tips</li> </ul>	<ul style="list-style-type: none"> <li>Plug adapter to any 3.5mm headphone</li> <li>Headset controls enable you to remotely control your listening and seamlessly take calls</li> <li>Telescopic voice tube for clear voice transmission on your mobile phone.</li> <li>Additional accessories – desktop charging stand, in flight cord and USB charger</li> </ul>	<ul style="list-style-type: none"> <li>Great stereo sound with foldable over the head wearing style.</li> <li>Headset controls enable you to remotely control your listening and seamlessly take calls.</li> <li>Telescopic voice tube for clear voice transmission on your mobile phone.</li> </ul>	<ul style="list-style-type: none"> <li>Delivers a full rich audio experience through sound isolating earbuds</li> <li>The Bluetooth adaptor allows you to control your music and take calls seamlessly</li> <li>Audio Line Out – adaptor cable enables you to stream Bluetooth music from your stereo phone to your Hi-Fi or powered speakers for public listening.</li> </ul>
<b>Technical Data &amp; Product Information</b>											
<b>Enhanced Technology</b>	QuickPair	N/A	N/A	N/A	QuickPair, Multipoint	QuickPair, AudioIQ™, DSP, Sidetone	Multipoint, Noise-cancelling, WindSmart	Multipoint, Noise-cancelling, WindSmart	Multipoint	Multipoint	Multipoint, AcuSpeak™, AudioLine Out
<b>Battery with Up to Talk / Standby Time</b> <small>*with AAA charger</small>	6hrs / 200hrs	10hrs / 240hrs	10hrs / 240hrs	5hrs / 140hrs	5hrs / 170hrs*	3.5hrs / 80hrs	6hrs / 100hrs	6hrs / 100hrs	12hrs / 130hrs	12hrs / 130hrs	9hrs / 200hrs
<b>Weight</b>	15g	17g	17g	9g	9g	9g	17g	17g	97g	97g	36g
<b>Mute</b>	X	X	X	✓	✓	✓	✓	✓	✓	✓	✓
<b>Missed Call Indicator</b>	✓	✓	✓	✓	✓	✓	X	X	✓	✓	✓
<b>Battery Level Indicator</b>	Low level indication	Low level indication	Low level indication	✓	✓	✓	✓	✓	✓	✓	✓
<b>Battery</b>	Lithium	Lithium	Lithium	Lithium	Lithium	Lithium	Lithium	Lithium	Lithium	Lithium	Lithium
<b>Packaging</b>											
<b>Part Number &amp; EAN Codes</b>	UK 75637-04 EAN 5033588026242 Western Europe Sealed 75637-05	73366-04 5033588021780 73366-05	73367-04 5033588021865 73367-05	74422-04 5033588025573 74422-05	75210-04 5033588025986 75210-05	71890-04 5033588023463 71890-05	72270-04 5033588018377 72270-05	72270-46 5033588023845 72270-45	69871-04 5033588019695 69867-05	73279-04 5033588024071 73279-05	37677-04 5033588023302 37677-05
	Eastern Europe Sealed 75637-26 EAN 5033588026266 Eastern Europe Unsealed N/A	73366-26 5033588024514 73366-27	73367-26 5033588024538 73367-27	74422-26 5033588025634 N/A	Not Assigned Not Assigned N/A	71890-26 5033588023524 N/A	N/A N/A N/A	N/A N/A N/A	N/A N/A N/A	N/A N/A N/A	N/A N/A N/A
<b>Dimensions (Euro packs)</b>	Single Pack (H x W x D) 229 x 140 x 31	229 x 140 x 31	229 x 140 x 31	229 x 140 x 31	229 x 140 x 57	229 x 140 x 57	229 x 140 x 57	229 x 140 x 57	305 x 210 x 100	252 x 206 x 57	229 x 140 x 57
	3 Pack (H x W x D) N/A	121 x 112 x 250	187 x 149 x 250	121 x 112 x 250	187 x 149 x 250	187 x 149 x 250	187 x 149 x 250	187 x 149 x 250	313 x 216 x 318	280 x 220 x 180	187 x 149 x 250
	12 Pack (H x W x D) UK [248 x 580 x 190]	310 x 221 x 264	386 x 324 x 264	310 x 221 x 264	384 x 324 x 267	384 x 324 x 267	384 x 324 x 267	384 x 324 x 267	641 x 448 x 337	470 x 385 x 300	384 x 324 x 267
	24 Pack (H x W x D) Euro [248 x 580 x 190]	N/A	N/A	N/A	N/A	N/A	N/A	N/A	N/A	N/A	N/A
<b>MOQ Order Multiples</b>	1008	12	12	12	12	12	12	12	12	12	12

## Pairing Information

Before using your headset for the first time, you must pair it with your Bluetooth phone or device. Ensure that the headset is fully charged.

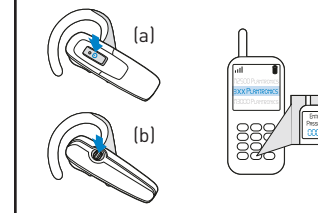
### QuickPair™

Plantronics have developed QuickPair technology, featured in the Explorer 220, the Discovery 650 and the Discovery 665 to make pairing the headset with a Bluetooth phone even easier.

When you first switch on the headset it will automatically go into pairing mode for an extended period, flashing red and blue. Refer to the additional information below to complete the pairing.

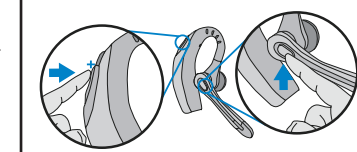
NOTE: You normal only need to pair the headset and handset once. If headset has been previously paired with another device, please follow normal pairing instructions below.

### Plantronics Explorer™ 220, 340 and 350



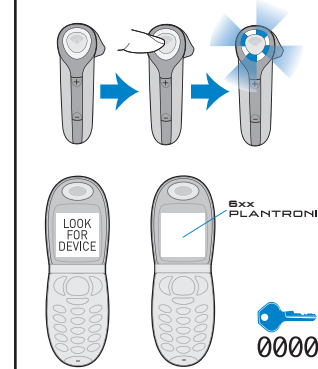
- Press call control button for 6 secs and release when indicator light flashes blue and red.  
**NOTE:** The headset can pair to multiple Bluetooth devices, but will only connect to one device at a time and will automatically connect to the last device to which it was connected.
- While the headset is flashing, use the phone menu to search for Bluetooth devices and select "2xxPlantronics" (a) or "3xxPlantronics" (b).
- When prompted for passkey, enter 0000. Headset will flash blue when paired successfully.

### Plantronics Voyager™ 510 & 510 USB



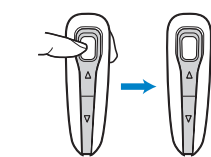
- Simultaneously press the listen volume adjust button marked + (volume up) and the call control button. Release the buttons when the indicator light begins to flash red then blue.
- While the headset is flashing red and blue, use the phone menu to search for Bluetooth devices and select "510 Plantronics".
- When prompted for passkey, enter 0000. The headset will flash blue when paired successfully.

### Plantronics Discovery™ 610



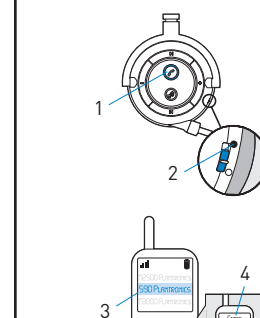
- With your headset turned off, hold down the call control button until the headset status indicator briefly glows blue, then flashes red and blue. The headset is now in discovery mode and will stay that way for 120 seconds.
- On your phone, highlight and select "Look for Devices," or equivalent, to activate the scan for the headset.
- When the phone display shows the scan results, select "6xx Plantronics". The phone will continue to search for the headset.
- When the phone display asks for a passkey, type "0000" and press Enter. Your headset is now linked to your phone.

### Plantronics Discovery™ 650 and 665



- With your headset turned off, hold down the call control button until the headset status indicator briefly glows blue, then flashes red and blue. The headset is now in discovery mode and will stay that way for 120 seconds.
- On your phone, highlight and select "Look for Devices," or equivalent, to activate the scan for the headset.
- When the phone display shows the scan results, select "6xx Plantronics". The phone will continue to search for the headset.
- When the phone display asks for a passkey, type "0000" and press Enter. Your headset is now linked to your phone.

### Pulsar® 590 and 590E



- Begin with headset turned off.**
- Press and hold the call control button (1).
  - Power headset on (2) and when indicator light flashes red and blue, release the call control button (1).
  - Use the phone menu (3) to search for Bluetooth devices and select (590) Plantronics
  - Enter 0000 when prompted for a password (4).

### Pulsar® 260



- Begin with the pod powered on.**
- Press and hold the mute/play/pause button (2) and the power on/off button (1) at the same time.
  - When the indicator light flashes red and blue, release the buttons.
  - Use the phone menu to search for Bluetooth devices and select "260 Plantronics".
  - Enter 0000 when prompted for a password.
- The indicator light flashes blue when paired successfully.